

ALABAMA 2023 HEAD START & EARLY HEAD START PIR VISUAL DATA REPORT





Alabama 2023



Region IV Head Start and Early Head Start

Contents

Alabama PIR Visual Data Reports

- Alabama Who We Serve page 2
- Alabama Health page 3
- Alabama Maternal and Infant Health page 4
- Alabama Homelessness page 5
- Alabama Workforce page 6

Region IV PIR Visual Data Reports

- Region IV Who We Serve page 7
- Region IV Health page 8
- Region IV Maternal and Infant Health page 9
- Region IV Homelessness page 10
- Region IV Workforce page 11

The raw data and resource links are included with the complete Region IV 2023 Head Start and Early Head PIR Visual Data Report. These can be obtained upon request if you do not already have access to it.

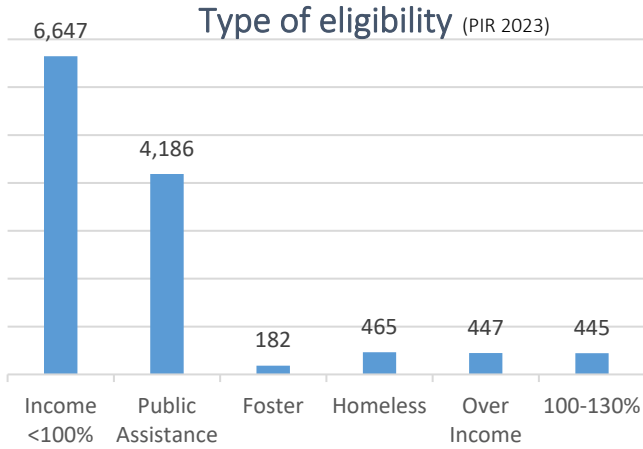


Alabama 2023



Head Start and Early Head Start

Who We Serve



14% of the total number of children 0-5 <100% poverty are being served by HS/EHS (kidscount.org)

% of enrollment



Pregnant moms
1%

5 year olds
1%



4 year olds
32%



3 year olds
38%



2 year olds
14%



1 year olds
8%



Under 1
6%



38% of WIC eligible families are receiving WIC benefits



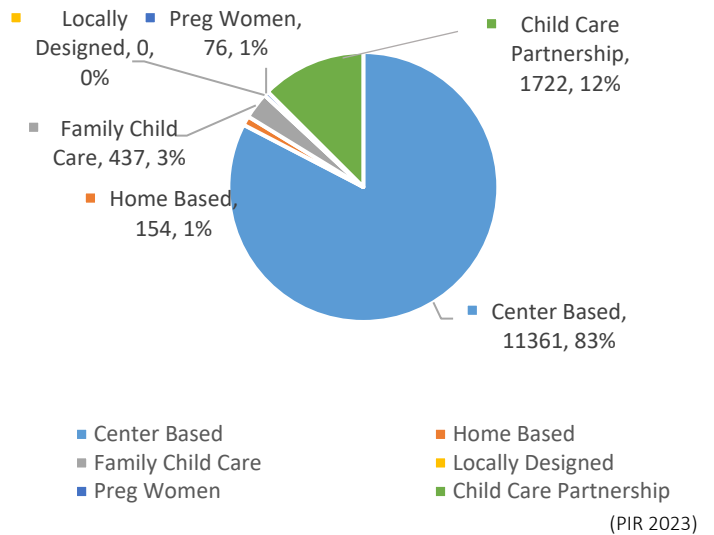
20% two parent families



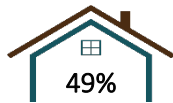
80% single parent families



Funded Enrollment by Program Option



Under 6 years old experiencing homelessness



Households with children that have a high housing cost burden (kidscount.org)



HS homeless families that acquired housing (PIR 2023)



% of children 0-4 confirmed as victims of maltreatment (kidscount.org)






Alabama 2023

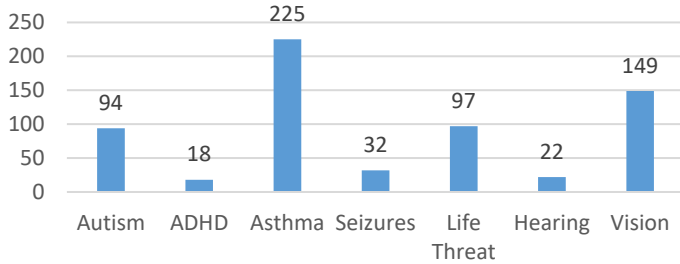


Head Start and Early Head Start

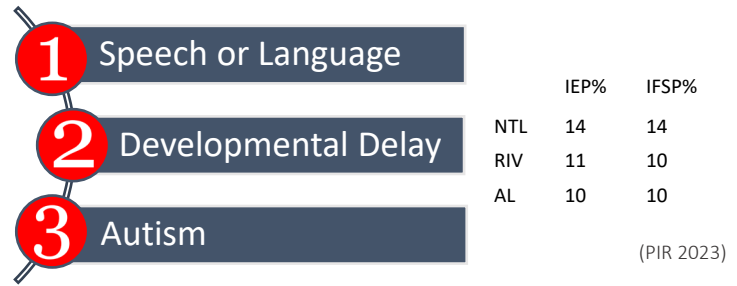
Health



Children receiving medical treatment (PIR 2023)



Top three diagnosed disabilities (PIR 2023)



65% with chronic conditions are receiving medical treatment (PIR 2023)

97% identified with special needs are receiving services (PIR 2023)

42% of classroom teachers, home visitors, and family childcare providers who received assistance from a mental health consultant (PIR 2023)



1% of pregnant moms in EHS received mental health interventions (PIR 2023)



10% of families in HS/EHS received mental health services (PIR 2023)

1 in 6 children aged 2-5 years has a mental, behavioral, or developmental disorder (cdc.gov)

Maternal depression is associated with a 5 fold increased risk of mental illness for the child (nichq.org)

Head Start Children Health Insurance

95%



Early Head Start Children Health Insurance

99%



Medical Home

93%



Medical Home

98%




Dental Home

89%



Dental Home

82%



Up to date on EPSDT at end of enrollment year

(PIR 2023)



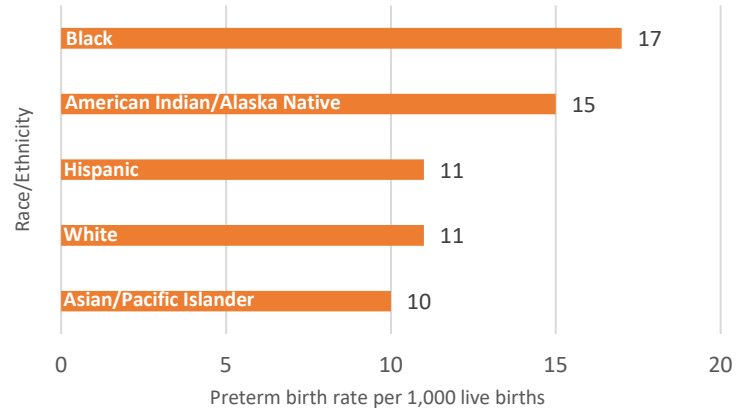
Alabama 2023



EHS Maternal and Infant Health

80% of pregnant moms in EHS have an ongoing source of continuous health care (PIR 2023)

Preterm birth rate by race & ethnicity (marchofdimes.org)



F

RIV preterm birth rate score on March of Dimes 2022 report card (A-F) (marchofdimes.org)

52%

Preterm birth rate is 52% higher for black women than the rate among all other women (cdc.gov)

18%

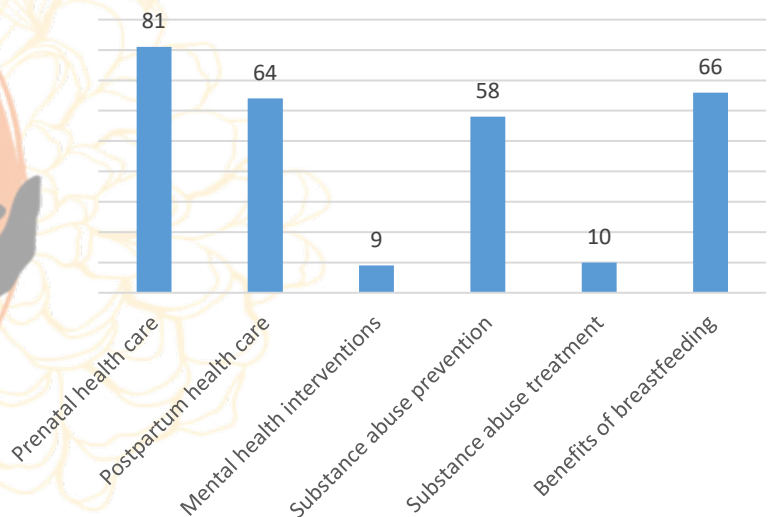
Inadequate pre-natal care (marchofdimes.org)

1% of pregnant moms in EHS received mental health interventions (PIR 2023)



Maternal depression is associated with a 5 fold increased risk of mental illness for the child (nichq.org)

of RIV EHS pregnant women receiving services (PIR 2023)



93

Cumulative enrollment of pregnant women in Early Head start




Alabama 2023



Homelessness

15%

Families enrolled in Early Head Start/Head Start that received emergency crisis intervention (PIR 2023)



27%

Families enrolled in Early Head Start/Head Start experiencing homelessness acquired housing during the enrollment year (PIR 2023)

4%

Children enrolled in Early Head Start/Head Start experiencing homelessness were served (PIR 2023)



51%

Children experiencing homelessness are under 6 years old (samhsa.gov)

4%

Families enrolled in Early Head Start/Head Start experiencing homelessness were served (PIR 2023)



49%

Low-income families experiencing a high housing cost burden (kidscount 2023)



84% of homeless population are young single moms with two children (icphusa.org)



20% of teen moms have been homeless in the past five years (icphusa.org)



10% of teen moms become homeless after the birth of their first child (icphusa.org)



33% of homeless moms have a history of domestic violence (samhsa.gov)

3,700 teen births (kidscount.org)

76 funded enrollment pregnant women slots (PIR 2023)

93 cumulative enrollment of pregnant women (PIR 2023)



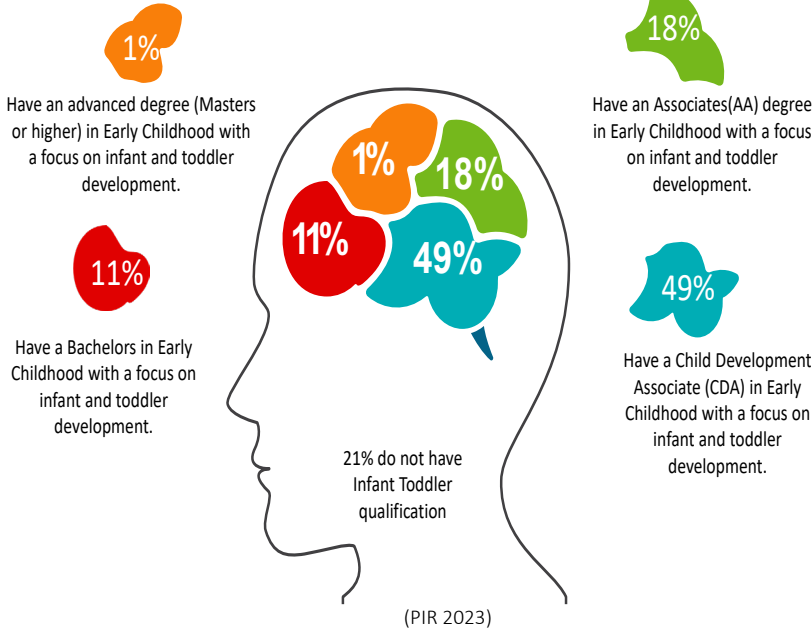


Alabama 2023



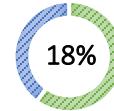
Head Start and Early Head Start

Workforce EHS



Turn Over/Replacement EHS Staff (PIR 2023)

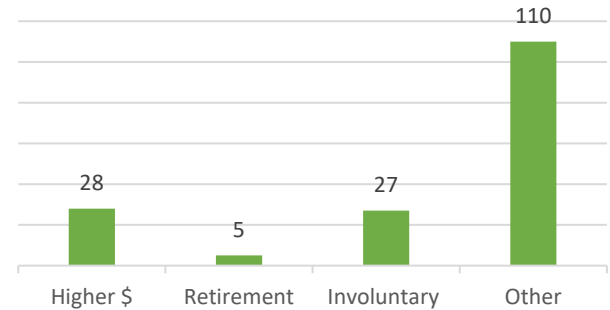
Turn Over %




Replacement %



EHS reason for leaving (PIR 2023)

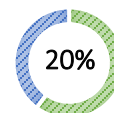


Workforce HS

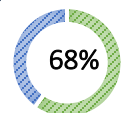


Turn Over/Replacement HS Staff (PIR 2023)

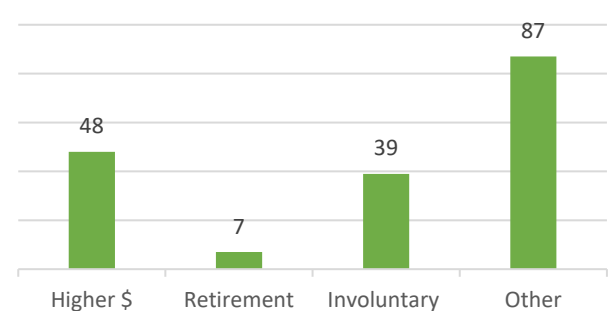
Turn Over %



Replacement %



HS reason for leaving (PIR 2023)





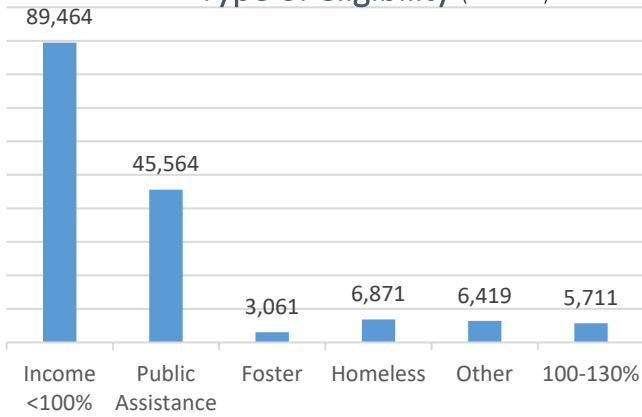
Region IV 2023



Head Start and Early Head Start

Who We Serve

Type of eligibility (PIR 2023)



18% of the total number of children 0-5 <100% poverty are being served by HS/EHS (kidscount.org)

% of enrollment



41% of WIC eligible families are receiving WIC benefits

(PIR 2023)

5 year olds
0%



4 year olds
37%



3 year olds
36%



2 year olds
13%



1 year olds
8%



Under 1
5%

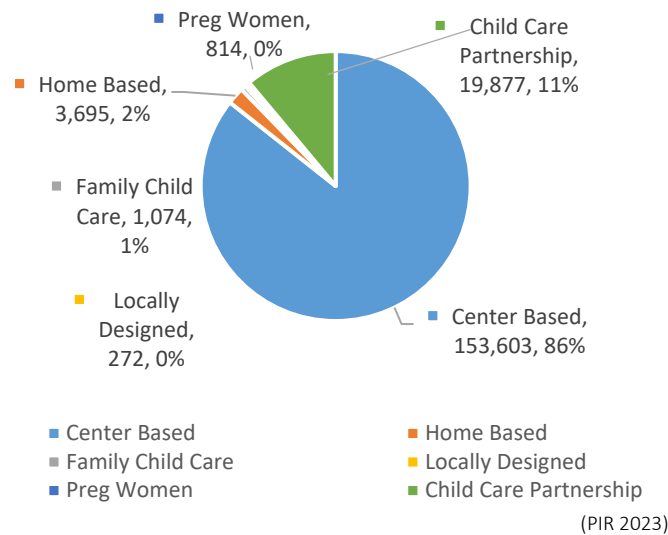


28% two parent families

72% single parent families



Funded Enrollment by Program Option



(PIR 2023)



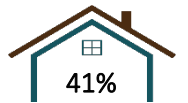
Under 6 years old experiencing homelessness



Households with children that have a high housing cost burden (kidscount.org)



HS homeless families that acquired housing (PIR 2023)



% of children 0-4 confirmed as victims of maltreatment (kidscount.org)






Region IV 2023

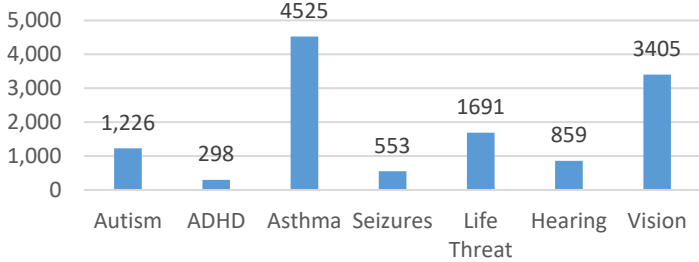


Head Start and Early Head Start

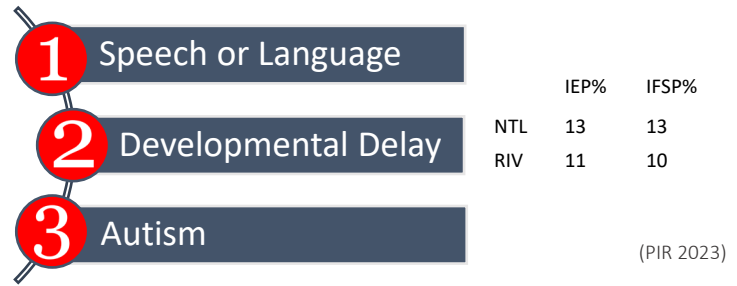
Health



Children receiving medical treatment (PIR 2023)



Top three diagnosed disabilities (PIR 2023)



65% with chronic conditions are receiving medical treatment (PIR 2023)

98% identified with special needs are receiving services (PIR 2023)

46% of classroom teachers, home visitors, and family childcare providers who received assistance from a mental health consultant (PIR 2023)



30% of pregnant moms in EHS received mental health interventions (PIR 2023)



11% of families in HS/EHS received mental health services (PIR 2023)

1 in 6 children aged 2-5 years has a mental, behavioral, or developmental disorder (cdc.gov)

Maternal depression is associated with a 5 fold increased risk of mental illness for the child (nichq.org)

Head Start Children Health Insurance


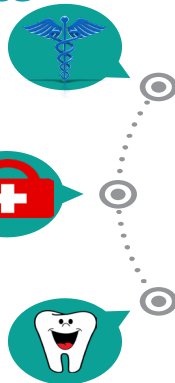
95%

Medical Home

93%

Dental Home

89%



Up to date on EPSDT at end of enrollment year

(PIR 2023)

Early Head Start Children Health Insurance


96%

Medical Home

95%

Dental Home

79%





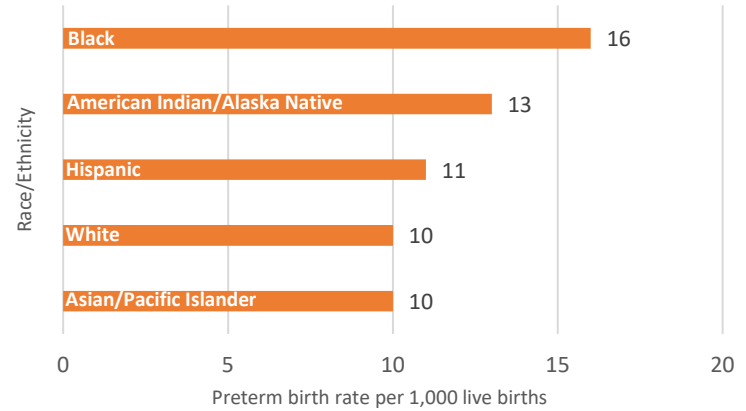
Region IV 2023



EHS Maternal and Infant Health

89% of pregnant moms in EHS have an ongoing source of continuous health care (PIR 2022)

Preterm birth rate by race & ethnicity (marchofdimes.org)



F

RIV preterm birth rate score on March of Dimes 2022 report card (A-F) (marchofdimes.org)

52%

Preterm birth rate is 52% higher for black women than the rate among all other women (cdc.gov)

17%

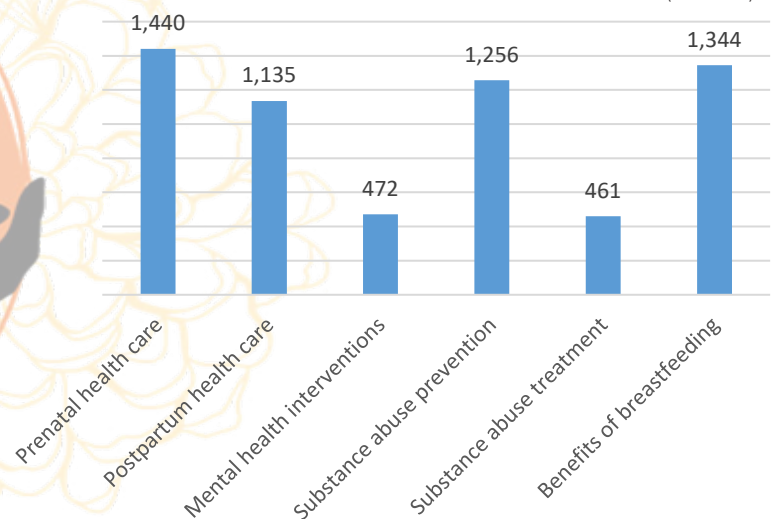
Inadequate pre-natal care (marchofdimes.org)

30% of pregnant moms in EHS received mental health interventions (PIR 2022)



Maternal depression is associated with a 5 fold increased risk of mental illness for the child (nichq.org)

of RIV EHS pregnant women receiving services (PIR 2022)



1,576

Cumulative enrollment of pregnant women in Early Head start






Region IV 2023



Homelessness

22%

Families enrolled in Early Head Start/Head Start that received emergency crisis intervention (PIR 2023)



22%

Families enrolled in Early Head Start/Head Start experiencing homelessness acquired housing during the enrollment year (PIR 2023)

5%

Children enrolled in Early Head Start/Head Start experiencing homelessness were served (PIR 2023)



51%

Children experiencing homelessness are under 6 years old (samhsa.gov)

5%

Families enrolled in Early Head Start/Head Start experiencing homelessness were served (PIR 2023)



54%

Low-income families experiencing a high housing cost burden (kidscount 2023)



84% of homeless population are young single moms with two children (icphusa.org)



20% of teen moms have been homeless in the past five years (icphusa.org)



10% of teen moms become homeless after the birth of their first child (icphusa.org)



33% of homeless moms have a history of domestic violence (samhsa.gov)

37,167 teen births (kidscount.org)

814 funded enrollment pregnant women slots (PIR 2023)

1,576 cumulative enrollment of pregnant women (PIR 2023)



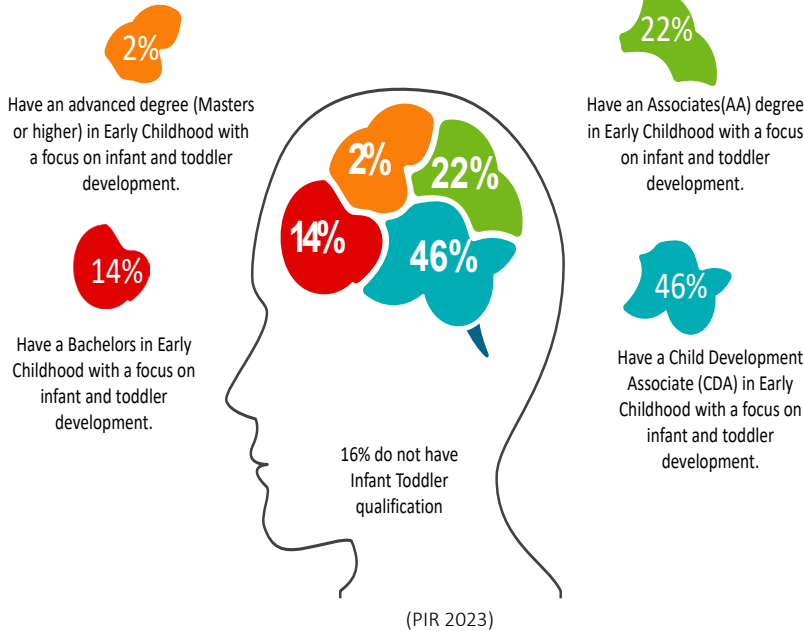


Region IV 2023



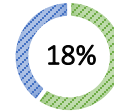
Head Start and Early Head Start

Workforce EHS

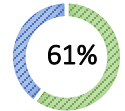


Turn Over/Replacement EHS Staff (PIR 2023)

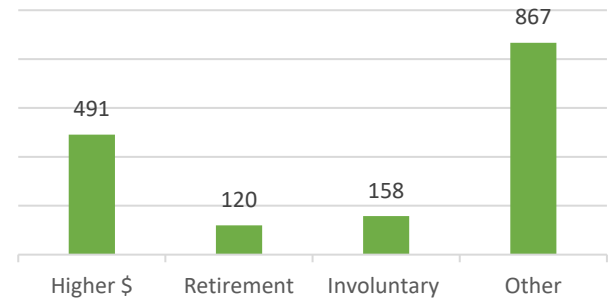
Turn Over %



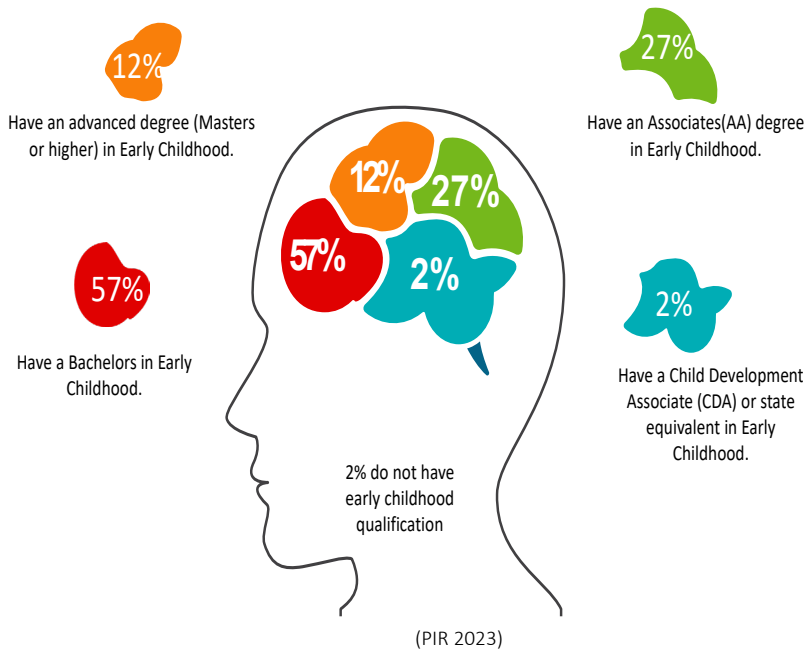
Replacement %



EHS reason for leaving (PIR 2023)

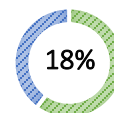


Workforce HS

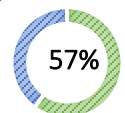


Turn Over/Replacement HS Staff (PIR 2023)

Turn Over %



Replacement %



HS reason for leaving (PIR 2023)

